

Chart of the Month

Self-Employment Income Support Scheme claims

Introduction

The Self-Employment Income Support Scheme (SEISS) is a grant scheme managed by HMRC and it is aimed at providing financial assistance to those self-employed workers affected by COVID-19. This month's bitesize will look at the number of claims received for the second taxable grant as of 31st August 2020 for every district compared to the county, region and national averages. To find out more, visit [SEISS guidance and support](#).

Key findings

- With 53% of the eligible population, the average take up rate for Oxfordshire was below both South East (58%) and England (60%) averages, Cherwell and Vale of WH were each slightly above the County average take-up rate (53%).
- The average claim in Oxfordshire was £2,900 and it was 7% higher than South East's average (£2,700) and 16% higher than England's average (£2,500).
- Cherwell had the highest rate of claims with 4,200 (54%) of the total eligible population, (7,800) compared to the rest of the districts.
- Oxford had the second lowest number of claims with 3,000 (53%) and it currently has the lowest number of the total potentially eligible population of all districts (5,600).
- South Oxfordshire had the highest number of eligible population with 8,000 and similar to Cherwell, it has received 4,200 claims, amounting to 53% of the total potentially eligible population.
- Vale of White Horse had (along with Cherwell) the highest percentage of claims with 54% of the total potentially eligible population (6,600).
- West Oxfordshire has the lowest rate of claims with 52% (3,300) and it has the second lowest eligible population compared to the rest of the districts.
- The highest average value claims were registered in South Oxon, Vale of WH and West Oxon, all with £3,000 which are above County, Region and England averages.


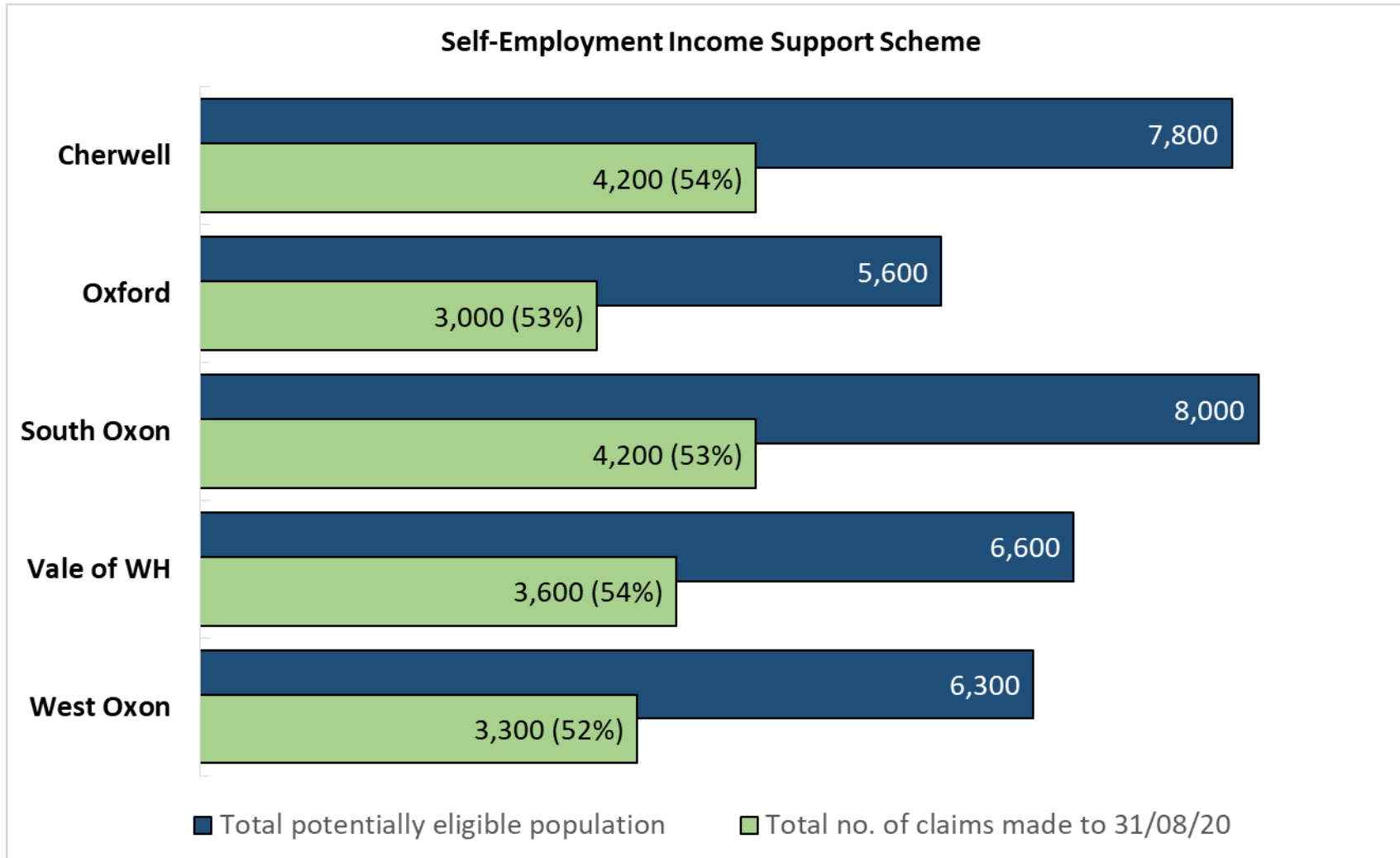


Figure 1. Self-Employment Income Support claims by district (including take-Up rate)



Source: [HMRC Self-Employment Income Support Scheme statistics: September 2020](#)





Figure 2. Supporting table with numbers of claims and take-Up rates of income support for self-employed workers for the districts of Oxfordshire compared to the County, Regional and National averages.

Geography	Total potentially eligible ² population	Total no. of claims made to 31/8/20	Total value of claims made to 31/08/20 (£)	Average value of claims made to 31/08/20 (£)	Take-Up Rate
England	2,934,000	1,749,000	4,443,000,000	2,500	60%
South East	501,000	292,000	799,000,000	2,700	58%
Oxfordshire County	34,400	18,300	53,100,000	2,900	53%
Cherwell	7,800	4,200	11,900,000	2,800	54%
Oxford	5,600	3,000	8,000,000	2,700	53%
South Oxfordshire	8,000	4,200	12,700,000	3,000	53%
Vale of White Horse	6,600	3,600	10,800,000	3,000	54%
West Oxfordshire	6,300	3,300	9,700,000	3,000	52%

²Total potentially eligible population are those who are self-employed and might be entitled to receive financial support.

Source: [HMRC Self-Employment Income Support Scheme statistics: September 2020](#)



Sources:

[HMRC Self-Employment Income Support Scheme statistics: September 2020](#)

[NOMIS 2020 Local Authority profile](#)

[SEISS guidance and support](#)

[Work and financial support during COVID-19](#)

Data note prepared by:

Carlos Barrero

District Data Analysis Service

cbarrero@oxford.gov.uk

07483 010435

On behalf of:

Cherwell District Council

Oxford City Council

South Oxfordshire District Council

Vale of White Horse District Council

West Oxfordshire District Council

Data notes and briefings from this service are available at www.oxford.gov.uk/districtdata