

Vale of White Horse Welfare Statistics

District Data Analysis Service
13 August 2018

This data note summarizes welfare statistics for Vale of White Horse from DWP's Stat Xplore database. The data was downloaded in July 2018.

Note that, when comparing the graphs and the text, totals may not sum due to rounding and anonymization. This is especially true where any cell has fewer than 10 cases.

PLEASE NOTE. This is the first edition of this bulletin. Please don't hesitate to give feedback on data content, presentation or any other aspect of the document. **Your comments would be greatly appreciated.**

Index

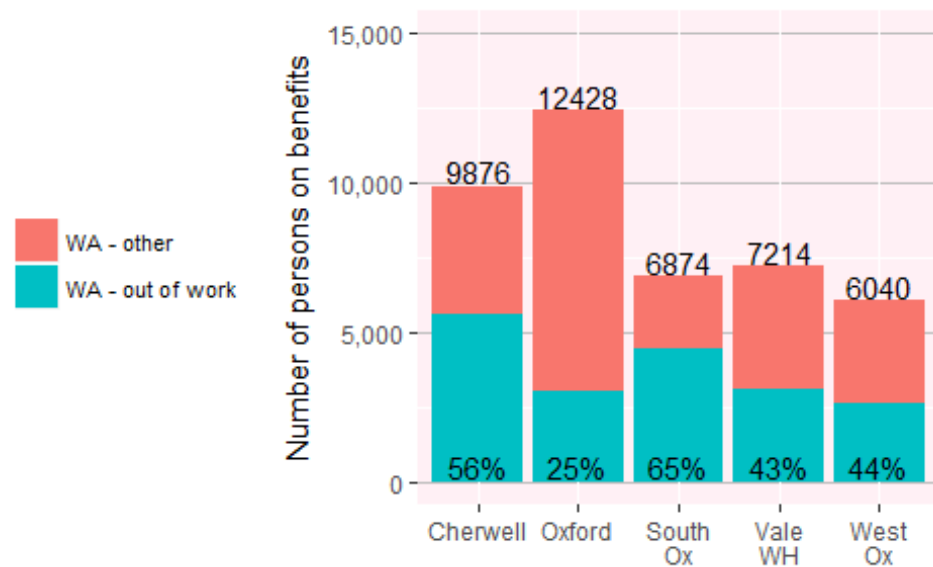
- [All Benefits](#)
- [Housing Benefit](#) including Spare Room Reduction
- [Benefit Cap](#)
- [Universal Credit](#)
- [NINO registrations](#)

A. All Benefits

[Back to Index](#)

1. As can be seen from Figure 1, there are 7,214 working-age benefit claimants of working age in Vale of White Horse.
 - Of these, 43% are on out-of-work benefits.
 - In addition, Vale of White Horse has 25,750 benefit claimants of pension age.

Figure 1: Working Age Benefit Claimants, Oxfordshire Nov-17



Note: percentages give the proportion of Working Age claimants who are out of work.

2. In the past, it was possible to divide benefit claimants into client groups. This split is no longer available.

B. Housing Benefit

[Back to Index](#)

3. There were 4693 cases of Housing Benefit in Vale of White Horse in Feb-18.
4. *Trends.* Over the last few years, the number of HB cases has decreased and the average amount they receive has stayed flat. See Figures 2 and 3. Here are some factors that may have affected the trends:
 - 2013: The spare room reduction was introduced.
 - 2016: The family premium was withdrawn for future children.
 - 2016: A four-year freeze on benefit rates was introduced.
 - In addition, Universal Credit has been phasing in over the last few years (see below); this contains an element which replaces Housing Benefit.

Figure 2: Vale of White Horse, HB claimants

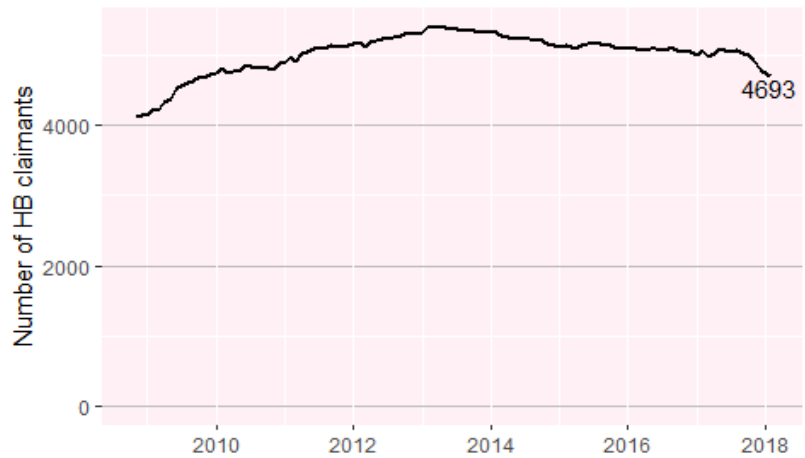
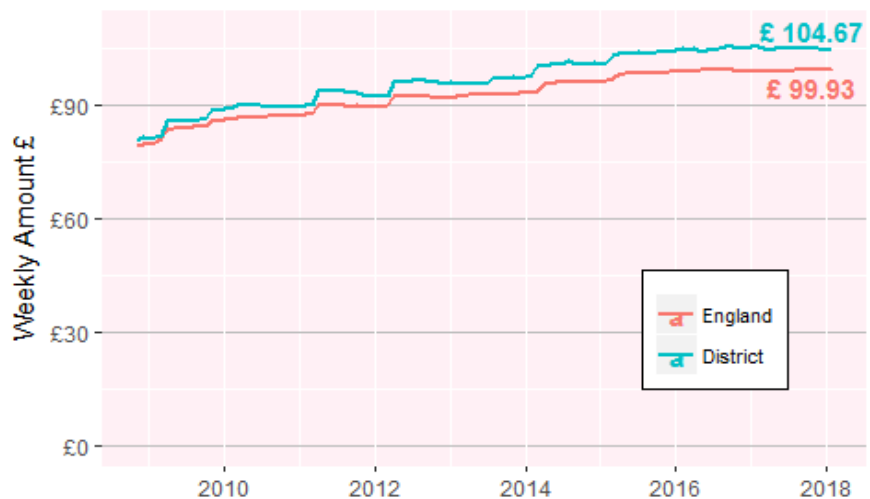
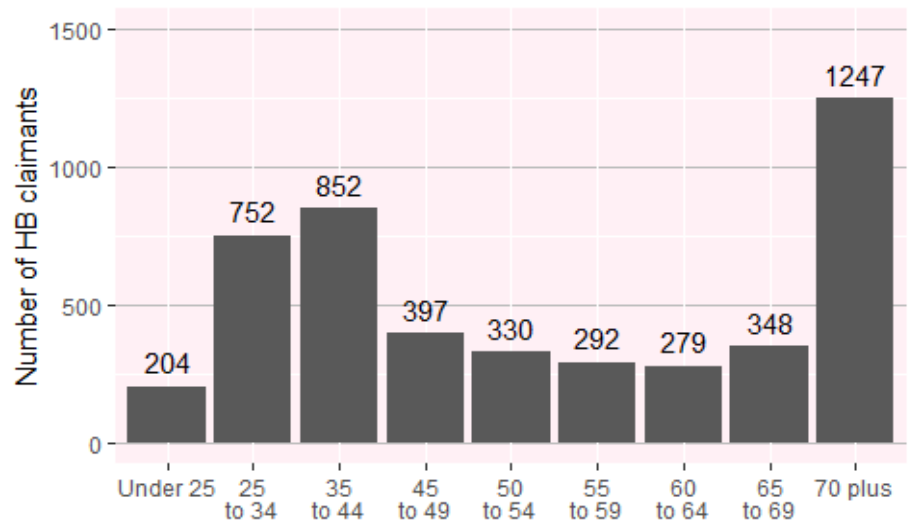


Figure 3: Vale of White Horse, HB amounts



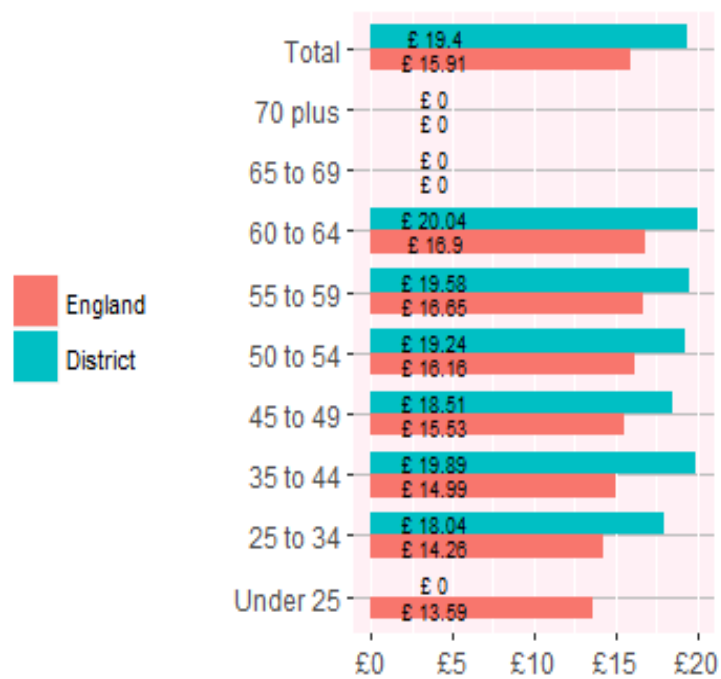
5. *Age Bands.* In Vale of White Horse, the majority of HB claimants are aged 25-44 or 70+. See Figure 4.

Figure 4: Vale of White Horse, HB claimants by age



6. *Spare room reduction.* This was introduced in Apr-13. In Vale of White Horse, 312 Housing Benefit cases had money removed as a result of having a spare room; this is 6.6% of all HB claimants. See Figure 5.

Figure 5: Vale of White Horse, amount of Spare Room Reduction



C. Benefit Cap

[Back to Index](#)

7. *Background.* The benefit cap was introduced to limit the total amount that can be received in welfare by any household.
 - Summer 2013: The benefit cap was introduced, limiting a household's welfare to £26,000 a year (for Oxfordshire).
 - Nov-16: The benefit cap was lowered to a rate of £20,000 per household (for Oxfordshire).
 - Nov-16: Those receiving the carers element on Universal Credit are exempted from the benefit cap.
8. *Caseload.* In Vale of White Horse in Nov-17, 76 households had their benefits capped. Further, 196 children were in affected households. See Figures 6 and 7.

Figure 6: Vale of White Horse, households affected by benefit cap

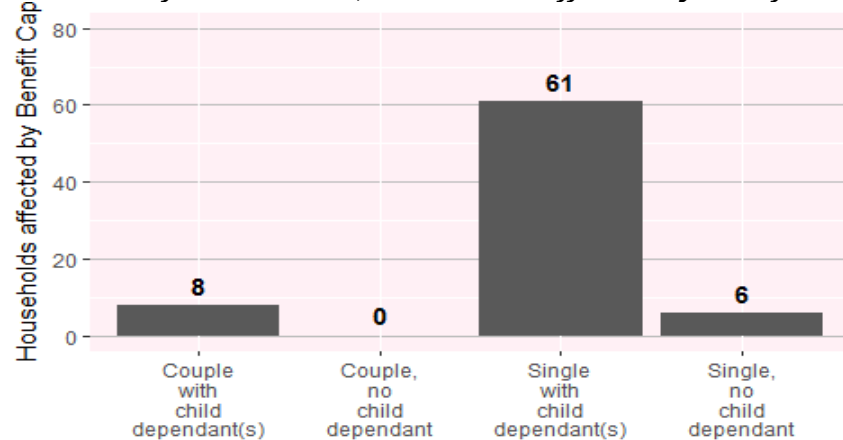
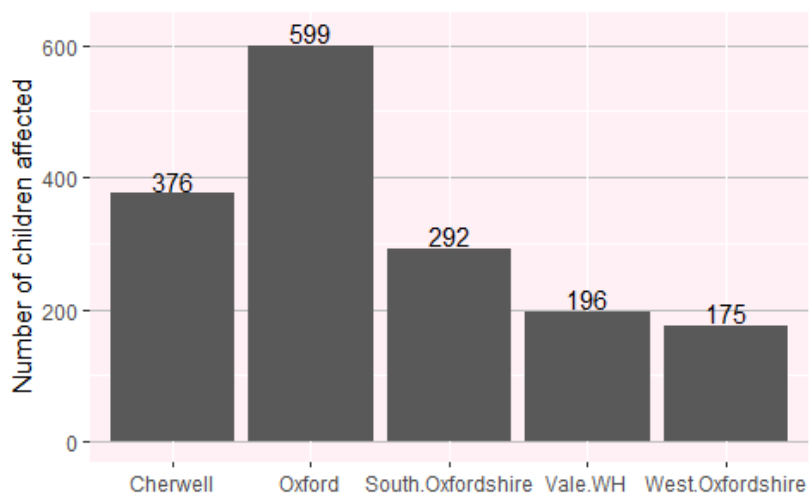


Figure 7: Number of children in benefit capped households, across Oxfordshire



9. *Average amounts.* In Vale of White Horse in Nov-17, the average amount of benefit capped was £50.23. This compares with an average of £55.17 for England as a whole. See Figures 8 and 9.

Figure 8: Vale of White Horse, amount of benefit capped

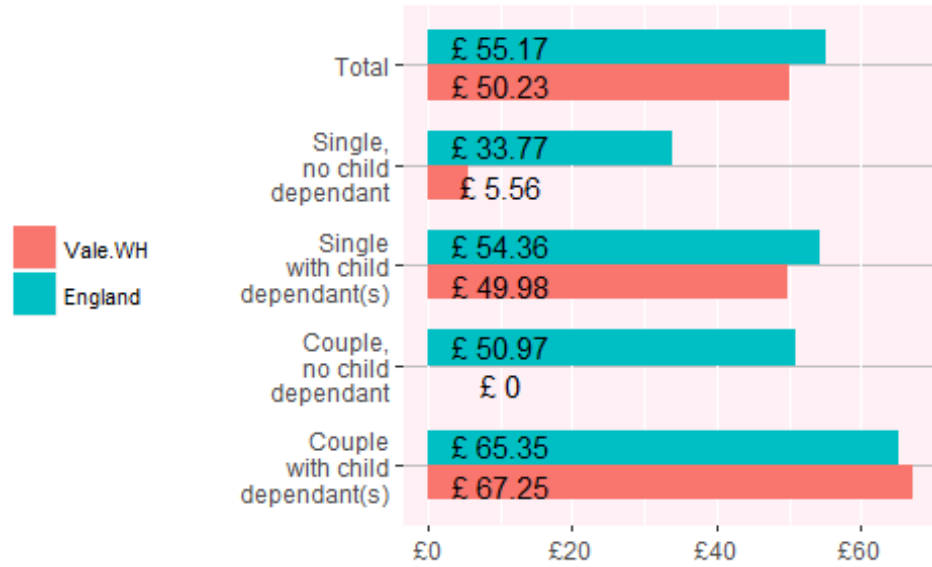
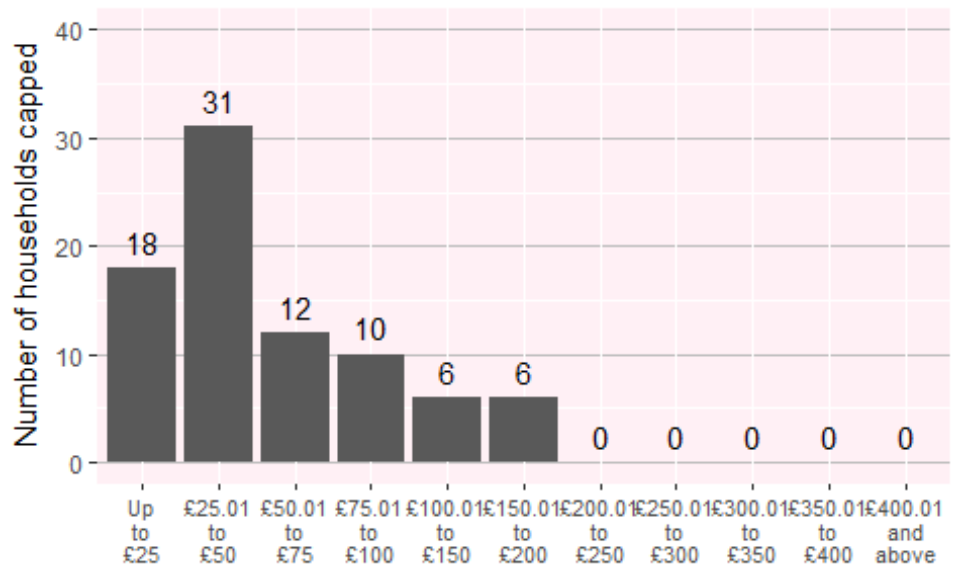


Figure 9: Vale of White Horse, amount of benefit capped in bands



D. Universal Credit

[Back to Index](#)

10. *Background.* Universal Credit was introduced to replace a range of other benefits. It has been phasing in across the UK since 2013.
 - Until 2017, Universal Credit was the new benefit available for 'simple' cases (largely, single people looking for work).
 - From autumn 2017 onwards, UC has been rolled out in full across Oxfordshire districts. It now replaces some or all elements of the following: Housing Benefit, Jobseekers' Allowance, Employment & Support Allowance, Income Support, Working Tax Credit, Child Tax Credit (HB, JSA, ESA, IS, WTC, CTC).
11. *Caseload.* In Dec-17 there were 565 households in Vale of White Horse on Universal Credit. The average amount is £526.52, compared to £455.05 across England as a whole. See Figures 10 and 11.

Figure 10: Vale of White Horse, numbers on Universal Credit

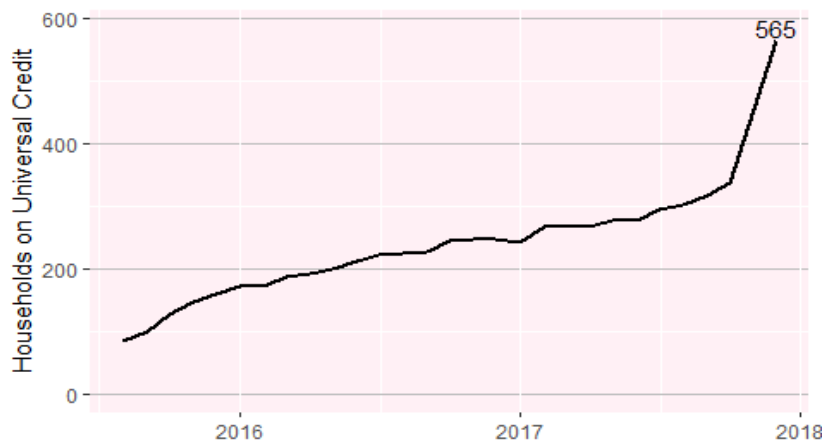
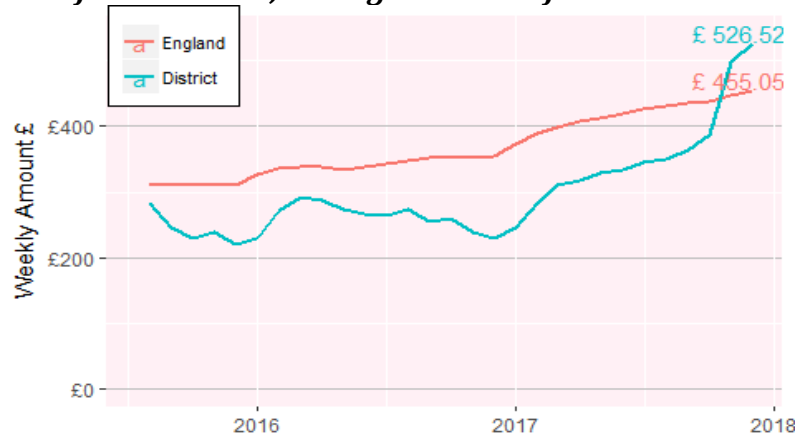


Figure 11: Vale of White Horse, average amount of Universal Credit



E. Nino registrations

[Back to Index](#)

12. *Breakdown.* In 2017 in Vale of White Horse, 846 individuals registered for National Insurance numbers (NINOs). This includes 22 children aged under 18.
13. It is possible to break down these 846 individuals to understand more about their age and country of origin. See Figures 12 and 13.
 - The majority (76%) come from the EU. However, this proportion has been decreasing since about 2014.
 - More than two-thirds of registrations are to individuals under the age of 35.

Figure 12: Vale of White Horse, breakdown of NINO registrations by age

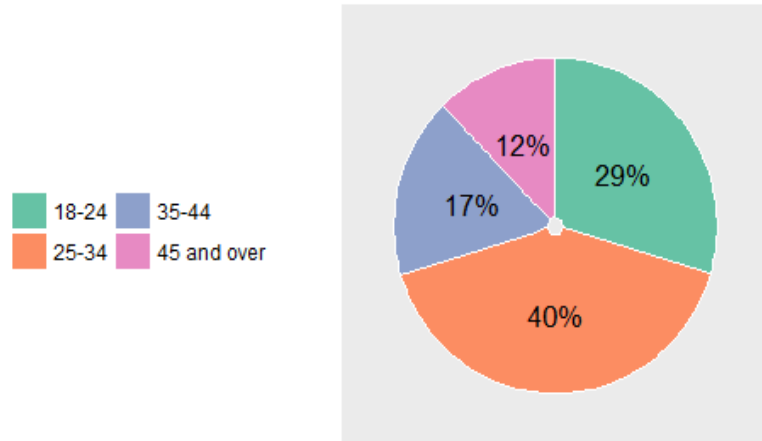
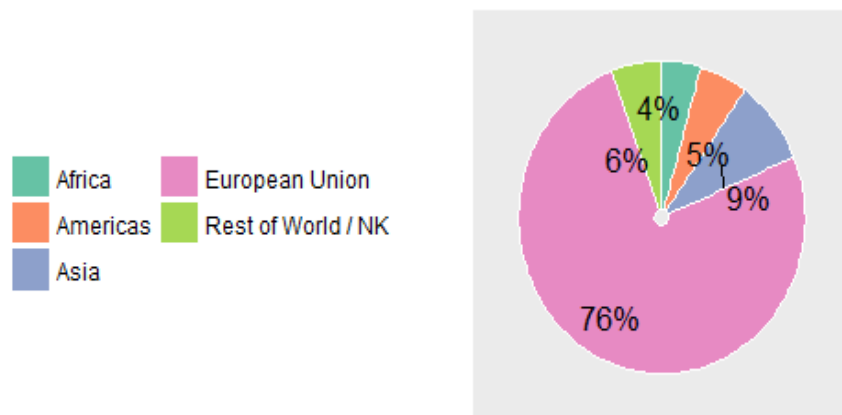


Figure 13: Vale of White Horse, breakdown of NINO registrations by origin



14. *Trend.* Nino registrations are not an exact reflection of migration; for example, short-term visitors may apply for a Nino. However, the trend in Nino registrations reflects immigration events nationally.
- 2004: The 'EU8' countries join the EU
 - 2008 and 2009: the dip possibly reflects the recession in those years
 - 2013: citizens from 'EU2' countries (Romania and Bulgaria) are permitted to travel visa-free to the UK
 - 2016: Brexit referendum.

Figure 14: Vale of White Horse, Nino registrations

